



**HYDPOWER**  
HOSE & FITTINGS

**HOSES CATALOGUE - 2022**



TRUSTED | PROGRESSIVE | PROVEN

## RAISING THE BAR TO REDUCE YOUR PRESSURE AND COST

The Innovative B2B Wholesale Supply  
Design & Performance Specialists



## CLIENT FOCUSED PROGRAMS | OUR POINTS OF DIFFERENCE

### ADVANTAGE REWARDS™

EARN POINTS  
redeemable against  
in store credits,  
rebate scheme or  
comprehensive range  
of gift cards

### RISK FREE TRADING™

24 MONTH  
Industry leading  
no risk component  
guarantee on all  
specified items

### HYDPOWER CHALLENGE™

FREE OF CHARGE  
challenge for us to  
review & find hydraulic  
cost savings and  
performance  
improvements



**TRUSTED | PROGRESSIVE | PROVEN**

**HYDPOWER hydraulics is one of Australia's leading low cost, full-service providers**

With over 40 years of practical hands on experience, we have established ourselves as a credible trusted and strategic partner to many companies requiring hydraulic systems, components and engineering services

**OUR PROGRESSIVE APPROACH ENSURES YOU GET THE VERY BEST:**

- Competitive prices on all components
- 24 Month Risk Free Warranty
- Rewards program saving you money on purchases
- High quality and durable components
- Free technical support, unbiased advice and guidance

**HYDPOWER'S PROVEN TRACK RECORD ALLOWS US TO BE CONFIDENT IN OUR DEALINGS WITH YOU**

We are willing and able to lend a helping hand whenever you need us for :

- End to End System Design
- Component selection and supply
- Installation
- Commissioning
- Testing and troubleshooting
- Performance improvement
- System enhancement


**OUR DIVERSE HYDRAULIC EXPERIENCE INCLUDES:**

- Industrial
- Agricultural
- Construction
- Transport
- Bulk-Handling
- Recycling
- Manufacturing
- Marine

To find out how you partner with us completely risk free, visit us at [hydpower.com.au](http://hydpower.com.au)

**We look forward to adding value to your business soon**

# HOSES | HOSE END FITTINGS AND ADAPTORS



Unlike most hydraulic component suppliers, **HYDPOWER** offers a comprehensive range of high quality hoses, hose end fittings, adaptors and accessories at very competitive prices

Hoses, hose end fittings and adaptors have been strategically implemented into our business to compliment our component and design services, to provide total ownership and guarantee the best possible performance and outcomes of your hydraulic system.

In our view, it is much better to fully specify the components together simultaneously with the hose and fittings to achieve optimum system performance and reliability. Regrettably, this is a short coming within the broader hydraulics industry and a challenge for manufacturers and consumers to navigate. **HYDPOWER** takes the guess work out of this sensitive area and will assist you in selecting and specifying all of your hoses, hose end fittings and adaptors. This process will ensure that you achieve the best performance from your Hydraulics Systems.

Whether you are after a single wire, two wire, multi spiral, suction or return hose, look no further than **HYDPOWER**. Our super high quality hoses are manufactured to exceed all global hydraulic standards – thus ensuring it will provide you with reliability and long service life.

## CUSTOM BRANDING / LABELING

If you are a volume hose user, please talk to us about custom branding for your brand or product to be applied to your hydraulic hose. *Note: Minimum ordering quantities apply*

## WE OFFER A FREE \*

No obligation review and written report of your current hoses, hose end fittings and adaptors usage and/or requirements that has been specially designed to achieve the following:

- > Specification of correct hose, end fittings and adaptor types and sizes
- > Maximise efficiency / reduce losses and overheating
- > Improve performance / oil flow paths
- > Ensure correct oil operating conditions and line speeds
- > Minimise connections and potential oil leaks

\* Conditions apply, see website

# ALL IN ONE KITTING PROGRAM

If production of machines is your business, then our **HYDPOWER 'ALL IN 1' Kitting Program** is just the thing for you

We work with you to establish your particular needs – then review and document your systems to provide you with the best performance and cost saving changes.

Once identified, we can provide you with a simple re-order process with one part number covering every item that makes up each of your complete set of hoses and adaptors. This time saving initiative is just one of the many ways we are able to help your business operate more efficiently.

## BUILD YOUR PROGRAM

Alternatively, if you prefer to make up your own hose assemblies, our hoses can be simply sold by the metre or a full reel. The hose end fittings and adaptors can be reordered on a monthly or weekly Kanban System to ensure you have the stock you require – the choice is entirely yours.


## STORAGE SYSTEM

We offer a flexible storage system to help you keep all of your hose ends & adaptors neatly organised in labelled bins. This great mobile unit can be wheeled to just about any position in your workshop close to where your product assembly area is. Once your stock get low, simply re-order using our **new online business to business portal**. Contact us today for further information.

## CRIMPING MACHINES AND DIAMOND CUT OFF SAWS

We can also supply an extensive range of **HYDCRIMP**- Crimping Machines and Diamond Cut Off Saws to suit your business and budget.

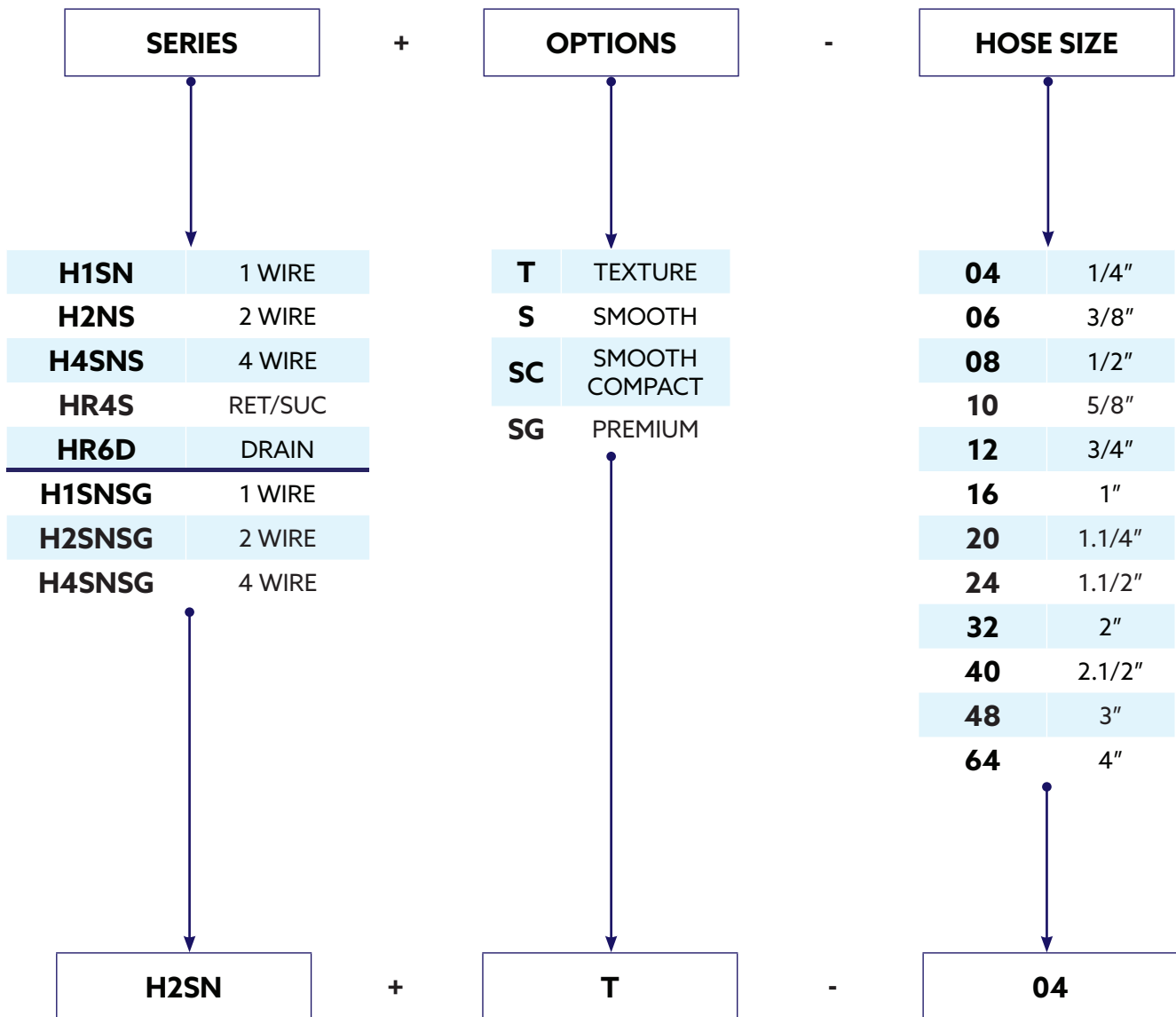
Components, Hose and Fittings all under one roof and just a call away. Contact **HYDPOWER** today for all of your hydraulic needs.



# STANDARD HOSES

# CODING SYSTEM

## Hydraulic Hose



EXAMPLE  
**H2SNT-04**  
 HOSE TWO WIRE  
 Texture coat, 1/4 Hose

### STANDARD HOSES

ONE WIRE  
SMOOTH COAT STANDARD



Page 8

ONE WIRE  
TEXTURE COAT STANDARD




Page 8

ONE WIRE  
SMOOTH COAT COMPACT



Page 8

TWO WIRE  
SMOOTH COAT STANDARD




Page 9

TWO WIRE  
TEXTURE COAT STANDARD




Page 9

TWO WIRE  
SMOOTH COAT COMPACT



Page 9

FOUR WIRE  
4K HOSE



Page 10

OIL RETURN / SUCTION  
HOSE



Page 10


PUSH LOCK  
DRAIN HOSE



Page 10

### PREMIUM HOSES

ONE WIRE - GATES  
SMOOTH COAT STANDARD



Page 12

TWO WIRE - GATES  
SMOOTH COAT STANDARD



Page 12

FOUR WIRE - GATES  
SMOOTH COAT STANDARD



Page 12

*For other hoses please contact us*



## STANDARD HYDRAULIC HOSE - 1 WIRE

### Smooth Coat - Standard

**Specifications:** SAE 100R1AT & EN853 1SN / DIN

**Tube:** Black NBR (Nitrile) synthetic rubber

**Reinforcement:** One braid of high tensile steel wire

**Cover:** Black oil and abrasion resistant synthetic rubber

**Temperature Range:** -40° C to +100° C



Part Number	Size	WP PSI	Max WP Bar	Coil Length (M)	List Price (P/M) (\$)
H1SNS-04	1/4"	3275	225	POA	12.90
H1SNS-06	3/8"	2600	180	POA	15.06
H1SNS-08	1/2"	2325	160	POA	19.38
H1SNS-10	5/8"	1850	130	POA	21.54
H1SNS-12	3/4"	1525	105	POA	23.70
H1SNS-16	1"	1275	88	POA	33.42

## STANDARD HYDRAULIC HOSE - 1 WIRE

### Texture Coat - Standard

**Specifications:** SAE 100 R1AT & EN853 1SN / DIN

**Tube:** Black NBR (Nitrile) synthetic rubber

**Reinforcement:** One braid of high tensile steel wire

**Cover:** Black oil and abrasion resistant synthetic rubber

**Temperature Range:** -40° C to +100° C



Part Number	Size	WP PSI	Max WP Bar	Coil Length (M)	List Price (P/M) (\$)
H1SNT-04	1/4"	3275	225	POA	12.90
H1SNT-06	3/8"	2600	180	POA	15.06
H1SNT-08	1/2"	2325	160	POA	19.38
H1SNT-10	5/8"	1900	130	POA	21.54
H1SNT-12	3/4"	1525	105	POA	23.70
H1SNT-16	1"	1275	88	POA	33.42

## STANDARD HYDRAULIC HOSE - 1 WIRE

### Smooth Coat - Compact

**Specifications:** SAE 100R1AT & EN853 1SN / DIN

**Tube:** Black NBR (Nitrile) synthetic rubber

**Reinforcement:** One braid of high tensile steel wire

**Cover:** Black oil and abrasion resistant synthetic rubber

**Temperature Range:** -40° C to +100° C



Part Number	Size	WP PSI	Max WP Bar	Coil Length (M)	List Price (P/M) (\$)
H1SNS-04	1/4"	3275	225	POA	13.73
H1SNS-06	3/8"	2600	180	POA	16.03
H1SNS-08	1/2"	2325	160	POA	20.63
H1SNS-10	5/8"	1850	130	POA	23.17
H1SNS-12	3/4"	1525	105	POA	25.23
H1SNS-16	1"	1275	88	POA	39.58

## STANDARD HYDRAULIC HOSE - 2 WIRE

### Smooth Coat - Standard

**Specifications:** SAE 100 R1AT & EN853 1SN / DIN

**Tube:** Black NBR (Nitrile) synthetic rubber

**Reinforcement:** One braid of high tensile steel wire

**Cover:** Black oil and abrasion resistant synthetic rubber

**Temperature Range:** -40° C to +100° C



Part Number	Size	WP PSI	Max WP Bar	Coil Length (M)	List Price (P/M) (\$)
H2SNS-04	1/4"	5800	400	50/100	15.06
H2SNS-06	3/8"	4785	330	50/100	18.3
H2SNS-08	1/2"	4000	275	50/100	20.46
H2SNS-10	5/8"	3625	250	50/100	25.86
H2SNS-12	3/4"	3100	215	50/100	29.1
H2SNS-16	1"	2400	165	50/100	40.98

## STANDARD HYDRAULIC HOSE - 2 WIRE

### Texture Coat - Standard

**Specifications:** SAE 100 R2AT & EN853 2SN / DIN

**Tube:** Black NBR (Nitrile) synthetic rubber

**Reinforcement:** Two braids of high tensile steel wire

**Cover:** Black oil and abrasion resistant synthetic rubber

**Temperature Range:** -40° C to +100° C



Part Number	Size	WP PSI	Max WP Bar	Coil Length (M)	List Price (P/M) (\$)
H2SNT-04	1/4"	5800	400	POA	15.06
H2SNT-06	3/8"	4785	330	POA	18.3
H2SNT-08	1/2"	4000	275	POA	20.46
H2SNT-10	5/8"	3685	250	POA	25.86
H2SNT-12	3/4"	3100	215	POA	29.1
H2SNT-16	1"	2400	165	POA	40.98
H2SNT-20	1.1/4"	1825	125	50/100	67.98
H2SNT-24	1.1/2"	1300	90	50/100	96.06
H2SNT-32	2"	1175	80	50/100	107.83

## STANDARD HYDRAULIC HOSE - 2 WIRE

### Smooth Coat - Compact

**Specifications:** SAE 100 R16 & EN857 2SC / DIN

**Tube:** Black NBR (Nitrile) synthetic rubber

**Reinforcement:** Two braids of high tensile steel wire

**Cover:** Black oil and abrasion resistant synthetic rubber

**Temperature Range:** -40° C to +100° C



Part Number	Size	WP PSI	Max WP Bar	Coil Length (M)	List Price (P/M) (\$)
H2SNF-04	1/4"	5800	400	50/100	15.06
H2SNF-06	3/8"	4785	330	50/100	23.04
H2SNF-08	1/2"	4000	275	50/100	20.46
H2SNF-10	5/8"	3625	250	50/100	25.86
H2SNF-12	3/4"	3100	215	50/100	29.1
H2SNF-16	1"	2400	165	50/100	40.98

## STANDARD HYDRAULIC HOSE - 4 WIRE

### Texture Coat - Standard

**Specifications:** SAE 100 R2AT & EN853 2SN / DIN

**Tube:** Black NBR (Nitrile) synthetic rubber

**Reinforcement:** Two braids of high tensile steel wire

**Cover:** Black oil and abrasion resistant synthetic rubber

**Temperature Range:** -40° C to +100° C



Part Number	Size	WP Bar	Max WP Bar	Coil Length (M)	List Price (P/M) (\$)
H4SNS-06	3/8"	280	1120	POA	56.90
H4SNS-08	1/2"	280	1120	POA	60.36
H4SNS-10	5/8"	280	1120	POA	65.91
H4SNS-12	3/4"	280	1120	POA	69.38
H4SNS-16	1"	280	1120	POA	86.84

## STANDARD HYDRAULIC HOSE - OIL RETURN / SUCTION

### Texture Coat - Standard


**Specifications:** Suitable for oil in both suction and discharge

**Tube:** Black smooth nitrile compound and fuel & oil resistance

**Reinforcement:** High tensile polyester braid plus wire helix

**Cover:** Black wrapped and abrasion resistant synthetic rubber

**Temperature Range:** -20° C to +100° C



Part Number	Size	WP Bar	Max WP Bar	Coil Length (M)	List Price (P/M) (\$)
HR4S-12	3/4"	10	30	POA	32.72
HR4S-16	1"	10	30	POA	38.76
HR4S-20	1.1/4"	10	30	POA	43.32
HR4S-24	1.1/2"	10	30	POA	48.84
HR4S-32	2"	10	30	POA	66.48
HR4S-40	2.1/2"	10	30	POA	98.84
HR4S-48	3"	10	30	POA	110.68

## STANDARD HYDRAULIC HOSE - PUSH LOCK DRAIN

### Texture Coat - Standard

**Specifications:** High quality push lock drain hose

**Tube:** Synthetic oil resistant rubber

**Reinforcement:** 1 textile braids

**Cover:** Synthetic rubber - abrasion, ozone and weather resistant

**Temperature Range:** -40° C to +120° C



Part Number	Size	WP Bar	Max WP Bar	Coil Length (M)	List Price (P/M) (\$)
HR6D-04	1/4"	28	110	POA	18.92
HR6D-06	3/8"	28	110	POA	24.10
HR6D-08	1/2"	28	110	POA	26.87
HR6D-12	3/4"	21	83	POA	37.37
HR6D-16	1"	13	52	POA	43.29

# PREMIUM HOSES



## PREMIUM HYDRAULIC HOSE - 1 WIRE

### Smooth Coat - Standard

**Specifications:** SAE 100R10 - EN 856 4SP

**Tube:** Black NBR (Nitrile) synthetic rubber

**Reinforcement:** Four spiral layers high tensile steel wire

**Cover:** Black oil and abrasion resistant synthetic rubber

**Temperature Range:** -40° C to +100° C



Part Number	Size	WP PSI	Max WP Bar	Coil Length (M)	List Price (P/M) (\$)
H1SNSG-04	1/4"	2600	860	167	13.73
H1SNSG-06	3/8"	2600	860	121	16.03
H1SNSG-08	1/2"	2600	860	100	20.63
H1SNSG-10	5/8"	2600	860	67	23.17
H1SNSG-12	3/4"	2600	860	POA	25.23
H1SNSG-16	1"	2600	860	POA	39.58

## PREMIUM HYDRAULIC HOSE - 2 WIRE

### Smooth Coat - Standard

**Specifications:** SAE 100R10 - EN 856 4SH

**Tube:** Black NBR (Nitrile) synthetic rubber

**Reinforcement:** Four spiral layers high tensile steel wire

**Cover:** Black oil and abrasion resistant synthetic rubber

**Temperature Range:** -40° C to +100° C



Part Number	Size	WP PSI	Max WP Bar	Coil Length (M)	List Price (P/M) (\$)
H2SNSG-04	1/4"	4800	330	167	16.03
H2SNSG-06	3/8"	4800	330	121	19.48
H2SNSG-08	1/2"	4800	330	100	21.78
H2SNSG-10	5/8"	4800	330	67	25.86
H2SNSG-12	3/4"	4800	330	67	30.98
H2SNSG-16	1"	4800	330	50	43.63

## PREMIUM HYDRAULIC HOSE - 4 WIRE

### Texture Coat - Standard

**Specifications:** SAE 100R4

**Tube:** Black NBR (Nitrile) synthetic rubber

**Reinforcement:** High tensile textile cords with embedded steel helix wire

**Cover:** Black oil and abrasion resistant synthetic rubber

**Temperature Range:** -40° C to +100° C



Part Number	Size	WP PSI	Max WP Bar	Coil Length (M)	List Price (P/M) (\$)
H4SNSG-06	3/8"	4000	275	91	60.39
H4SNSG-08	1/2"	"	"	70	64.07
H4SNSG-12	3/4"	4000	275	61	73.64
H4SNSG-16	1"	"	"	40	92.18

**TECHNICAL  
INFORMATION**

# QUICK CONVERSION

## Pressure & Imperial to Metric

Pressure Conversion				
BAR	PSI	KPA	MPA	Kg/cm2
10	145	1000	1	10.2
20	290	2000	2	20.4
30	435	3000	3	30.6
40	580	4000	4	40.8
50	725	5000	5	51
60	870	6000	6	61.2
70	1015	7000	7	71.4
80	1160	8000	8	81.6
90	1305	9000	9	91.8
100	1450	10000	10	102
110	1595	11000	11	112.2
120	1740	12000	12	122.4
130	1885	13000	13	132.6
140	2030	14000	14	142.8
150	2175	15000	15	153
160	2320	16000	16	163.2
170	2465	17000	17	173.4
180	2610	18000	18	183.6
190	2755	19000	19	193.8
200	2900	20000	20	204
210	3045	21000	21	214.2
220	3190	22000	22	224.4
230	3335	23000	23	234.6
240	3480	24000	24	244.8
250	3625	25000	25	255
260	3770	26000	26	265.2
270	3915	27000	27	275.4
280	4060	28000	28	285.6
290	4205	29000	29	295.8
300	4350	30000	30	306
310	4495	31000	31	316.2
320	4640	32000	32	326.4
330	4785	33000	33	336.6
340	4930	34000	34	346.8
350	5075	35000	35	357
360	5220	36000	36	367.2
370	5365	37000	37	377.4
380	5510	38000	38	387.6
390	5655	39000	39	397.8
400	5800	40000	40	408
410	5945	41000	41	418.2
420	6090	42000	42	428.4
430	6235	43000	43	438.6
440	6380	44000	44	448.8
450	6525	45000	45	459
460	6670	46000	46	469.2
470	6815	47000	47	479.4
480	6960	48000	48	489.6
500	7250	50000	50	510

Imperial to Metric Conversion			
Dash size	Inch decimal	Inch fraction	MM
-1	0.06	1/16"	1.59
-2	0.13	1/8"	3.18
-3	0.19	3/16"	4.76
-4	0.25	1/4"	6.35
-5	0.31	5/16"	7.94
-6	0.38	3/8"	9.53
-7	0.44	7/16"	11.11
-8	0.50	1/2"	12.70
-9	0.56	9/16"	14.29
-10	0.63	5/8"	15.88
-11	0.69	11/16"	17.46
-12	0.75	3/4"	19.05
-13	0.81	13/16"	20.64
-14	0.88	7/8"	22.23
-15	0.94	15/16"	23.81
-16	1.00	1"	25.40
-17	1.06	1.1/16"	26.99
-18	1.13	1.1/8"	28.58
-19	1.19	1.3/16"	30.16
-20	1.25	1.1/4"	31.75
-21	1.31	1.5/16"	33.34
-22	1.38	1.3/8"	34.93
-23	1.44	1.7/16"	36.51
-24	1.50	1.1/2"	38.10
-25	1.56	1.9/16"	39.69
-26	1.63	1.5/8"	41.28
-27	1.69	1.11/16"	42.86
-28	1.75	1.3/4"	44.45
-29	1.81	1.13/16"	46.04
-30	1.88	1.7/8"	47.63
-31	1.94	1.15/16"	49.21
-32	2.00	2"	50.80
-33	2.06	2.1/16"	52.39
-34	2.13	2.1/8"	53.98
-35	2.19	2.3/16"	55.56
-36	2.25	2.1/4"	57.15
-37	2.31	2.5/16"	58.74
-38	2.38	2.3/8"	60.33
-39	2.44	2.7/16"	61.91
-40	2.50	2.1/2"	63.50

# PRESSURE DROP CHART

## Hose

The figures in the chart represent the approximate pressure drop in PSI per metre length of smooth bore hose excluding fittings

**Fluid specifications:** Viscosity Grade = ISO 46, Specific Gravity = 0.9, Absolute Viscosity = 41.4 at 40°C

Flow Rate		1/4"		3/8"		1/2"		5/8"		3/4"		1"		1.1/4"		1.1/2"		2"	
GPM	LPM	^P	(V)	^P	(V)	^P	(V)	^P	(V)	^P	(V)	^P	(V)	^P	(V)	^P	(V)	^P	(V)
2	7.6	19.0	(13.0)	3.82	(5.8)														
3	11.4	29.0	(19.6)	5.73	(8.7)	1.8	(4.9)												
5	18.9	53.0	(32.6)	9.5	(14.5)	3.0	(8.2)	0.9	(4.5)										
10	37.9			26	(29.0)	6.4	(16.3)	1.8	(9.0)	1.2	(7.2)								
15	56.8					13.5	(24.5)	3.1	(13.4)	1.8	(11.0)	0.6	(6.12)						
20	75.7					23.0	(32.7)	5.3	(17.9)	3.2	(14.5)	0.8	(8.2)						
25	94.6							8.0	(22.0)	4.2	(18.2)	1.2	(10.2)						
30	113.6							11.0	(27.0)	6.7	(21.8)	1.7	(12.3)	0.6	(7.8)				
40	151.4									11.8	(29.0)	2.8	(16.3)	1.0	(10.5)				
50	189.3											4.3	(20.4)	1.4	(13.0)				
60	227.1											6.0	(24.5)	2.0	(15.7)	0.8	(10.9)		
70	265.0											7.9	(28.6)	2.7	(18.3)	1.1	(12.7)	0.3	(7.1)
80	302.8											10.0	(32.7)	3.4	(20.9)	1.4	(14.5)	0.4	(8.2)
100	378.5													5.0	(26.0)	2.1	(18.0)	0.5	(10.2)
150	567.8															4.3	(27.2)	1.1	(15.3)
200	757.0																	1.8	(20.4)
300	1135.5																	3.7	(30.6)

^P = Pressure Drop in PSI  
V = Velocity in Ft/Sec

Example

**10m of 6G2**

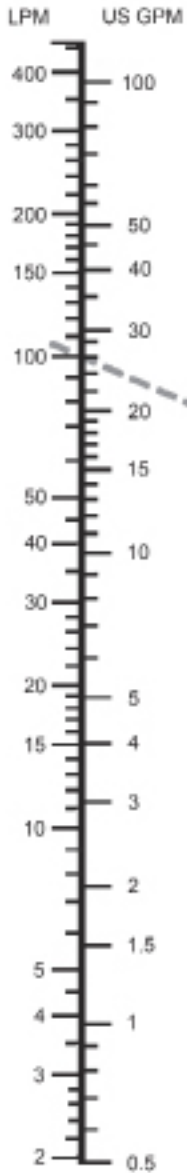
Oil flow rate of 5 GPM = 9.5 (^P)

**m x P = Pressure Drop**


10 x 9.5 = 90.50m psi @ 5GPM



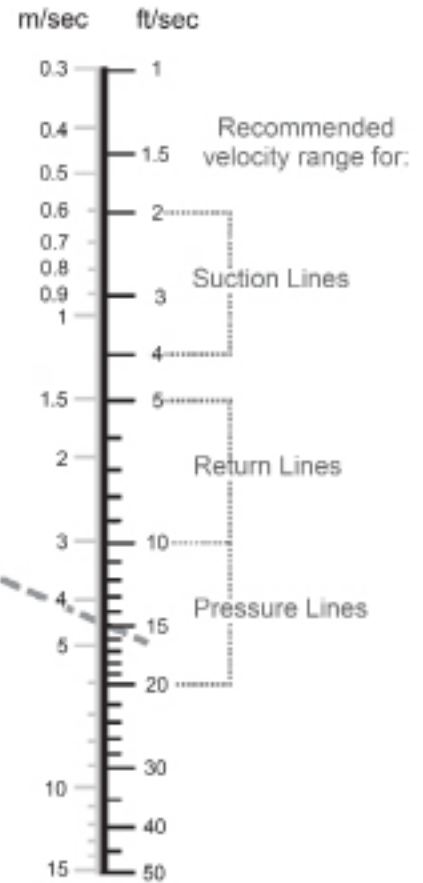
### FLOW RATE



### HOSE BORE



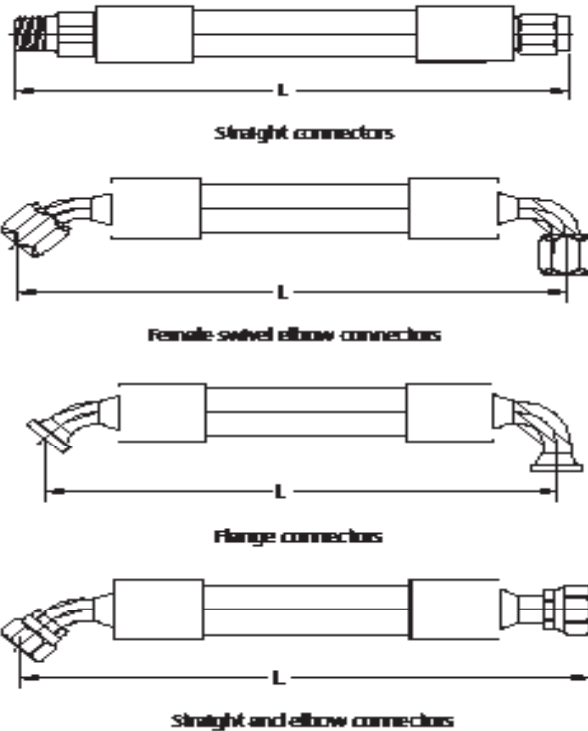
### FLOW VELOCITY



Using any two known factors lay a ruler across to find the value of the unknown factor line

### Hose Assembly Length

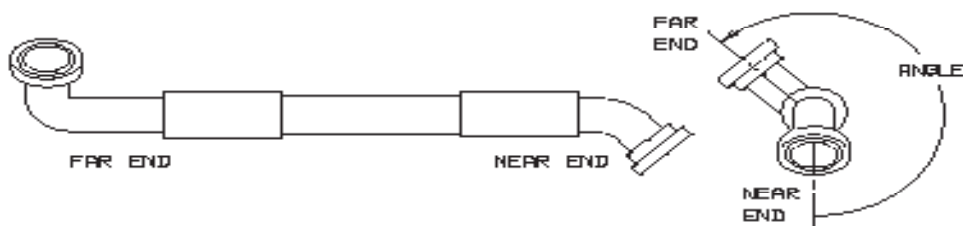
Unless otherwise specified, assembly length shall be the overall length measured from the extreme end of one connector to the extreme end of the other. Where elbow connectors are used, measurement shall be the centerline of the fitting.



### How to determine Angular Orientation

When a hose assembly has an elbow connection at each end, it will be necessary to check the offset position of the connections relative to each other.

This can be done by positioning the farthest connection vertically up (or down) and viewing the assembly in a line of sight position, the offset can then be measured in a clockwise direction through the centre of the farthest end to the centre of the nearest end.



# CONNECTOR PRESSURE TABLES

## JIC, BSPP, BSPT, SAE

### IMPORTANT NOTICE

The pressures specified in this document are to be used as a guide only, not as a standard, specification or guaranteed minimum.

Many factors influence the pressure at which a system will operate. These factors include torque settings, alignment, vibration, external environment, correctness of installation, alignment, adequate support, temperature limits, pressures and pulses.

The Maximum Rated Working Pressure on an assembly or installation is the Maximum Rated Working Pressure of the component/connection with the least rating.

JIC				
Dash	Male		Female	
	Bar	PSI	Bar	PSI
07	480	7000	480	7000
08	480	7000	480	7000
09	345	5000	345	5000
12	275	4000	275	4000
14	260	3800	260	3800
17	240	3500	240	3300
21	225	3000	225	3500
26	170	2500	170	2500
30	145	2100	145	2100
40	120	1750	120	1750

BSPP						
DASH	Male - Encapsulated		Male Adjustable		Female - Swivel	
	Bar	PSI	Bar	PSI	Bar	PSI
02	600	8700	275	4000	550	8000
04	600	8700	275	4000	550	8000
06	600	8700	275	4000	520	7500
08	400	6000	275	4000	380	5500
12	400	6000	170	2500	275	4000
16	400	6000	170	2500	240	3500
20	380	5500	140	2000	200	3000
24	380	5500	140	2000	175	2500
32	250	3500			140	2000

### BSPT

Dash	Male - Fixed		Male - Swivel		Female - Fixed	
	Bar	PSI	Bar	PSI	Bar	
02	690	10000			550	
04	650	9500	260	3750	550	
06	550	8000	200	3000	520	
08	410	6000	170	2500	380	
10	340	5000	170	2500	275	
12	340	5000	170	2500	275	
16	275	4000			240	
20	200	3000			200	
24	140	2000			175	
32	140	2000			140	

### NPT

Dash	Male - Fixed		Male - Swivel		Female - Fixed	
	Bar	PSI	Bar	PSI	Bar	PSI
02	690	10000			550	8000
04	650	9500	260	3750	550	8000
06	550	8000	200	3000	520	7500
08	410	6000	170	2500	380	5500
12	340	5000	170	2500	275	4000
16	275	4000			240	3500
20	200	3000			200	3000
24	140	2000			175	2500
32	140	2000			140	2000

### SAE

Dash	CD61		CD62	
	Bar	PSI	Bar	PSI
08	345	5000	410	6000
12	345	5000	410	6000
16	345	5000	410	6000
20	275	4000	410	6000
24	205	3000	410	6000
32	205	3000	410	6000

### JIS

Dash	Male		Female	
	Bar	PSI	Bar	PSI
14 (M)	450	6500	410	6000
16 (M)	450	6500	410	6000
22 (M)	410	6000	380	5500
24 (M)	345	5000	310	4500
30 (M)	275	4000	260	3750

# CRIMP CHARTS

## Hose

### One Wire

R1AT 1SN		One Piece	Two Piece
Dash	Size	mm	mm
04	1/4"	17.3	18.4
05	5/16"		19.5
06	3/8"	21.5	21.6
08	1/2"	25	23.6
10	5/8"	28.3	27.2
12	3/4"	31.8	30.8
16	1"	40.5	39.4

### Two Wire

R2AT 2SN		One Piece	Two Piece
Dash	Size	mm	mm
04	1/4"	18.3	19.4
05	5/16"	19.8	20.5
06	3/8"	22.5	22.2
08	1/2"	26.0	24.6
10	5/8"	29.2	28.2
12	3/4"	32.7	31.8
16	1"	41.5	40.4

## QUALITY

With **HYDPOWER'S** Hose & fittings range you can be rest assured that all of our products listed in this catalogue have been thoroughly tested within the performance parameters of the relevant hose types we supply. To obtain optimum performance from our hose & fittings, all connections should be made in accordance with any technical data we produce. All our products are manufactured to global industry standards and come with an industry leading 24 month no quibble warranty.

## COMPATIBILITY

It is important to not mix & match hydraulic hose supplied by us with fittings from another manufacturer. It is the responsibility of the hose assembly fabricator to consult the manufacturers assembly instructions before intermixing hose & fittings from two different manufacturers. We accept no responsibility if these guidelines are not followed.

## DISTRIBUTION

We understand that when you order products from us, you need them quickly. We pride ourself on our accurate product selection and timely distribution. We will pick your parts right first time and get them out to you as fast as possible using our shipping & courier network. Our comprehensive ordering & despatch system ensures that your orders are correct before leaving us.

## WHAT YOU CAN EXPECT

**Differentiation** - Both product manufacture and quality control are under direct and daily supervision of first class team here in Australia. All products are checked and packed in our factory before being shipped directly to you.

**Logistics Support** - We are experts in receiving, breaking down shipments and on-forwarding customer orders to the point of supply. This minimises logistic costs, handling points and lead time for you.

**Supply chain connection** - With our advanced, in house developed cloud-based logistics system, we're able to interact with you directly, taking care of the complete supply chain process from start to finish.

**Cost-effective convenience** - You have the advantage of dealing with a quality supplier at a low-cost base. The efficiency of our supply chain processes adds to the cost effectiveness.

**Peace of mind** - Our aim is to save you time, money and stress. We deal with all the detail associated with supply (quality control, importing, minimum order quantities and more) while providing seamless communication with you. The process is effortless for you and gives you the security and convenience of dealing with a wholly owned Australian company. It frees you up to do what you do best.

Contact us today to find out how **HYDPOWER** can work with your company to supply and deliver quality products.

## DISCLAIMER

We reserve the right to alter the design or discontinue any of the company's products or services without notice. Whilst every effort has been made to ensure the accuracy of the information in this catalogue, it may be necessary to make changes that aren't reflected in this publication. All illustrations are not to scale and are indicative of type only.

© Hydpower Hydraulics 2022

# TERMS & CONDITIONS

**STANDARD CONDITIONS OF SALE** "Hydpower Hydraulics" means Hydpower Hydraulics Pty Ltd A.B.N 38 114 349 245 and all related corporations, successors and assigns;

"Contract" means the contract referred to in Clause 2;

"Customer" means a person or entity acquiring or offering to acquire Products from Hydpower Hydraulics and, where the Customer comprises more than one party, the covenants and obligations of each party are joint and several;

"Products" mean all products, services and equipment supplied or to be supplied by Hydpower Hydraulics to the Customer;

"Conditions" means these Standard Conditions of Sale.

## 1. APPLICATION OF CONDITIONS

Unless otherwise agreed in writing by Hydpower Hydraulics, these Conditions will apply to all quotations, orders and offers in relation to the Products and the sale, supply, service and replacement of all Products and will take precedence over any inconsistent provisions in any Customer order or contained or referred to elsewhere or implied by trade custom, practice or course of dealing.

## 2. ORDERS AND CONTRACT

2.1 Each order by a Customer is deemed to be an offer to the Company under these Conditions and is not binding on Hydpower Hydraulics prior to Hydpower Hydraulics acceptance of it. On Hydpower Hydraulics written acceptance of an order, the order and these Conditions will constitute the entire agreement of the parties in relation to the subject of that order (the "Contract") and may only be varied in writing, signed by the parties.

2.2 Acceptance by the Customer of possession and/or delivery of Products will constitute acceptance or confirmation of previous acceptance of these Conditions to be exclusion of all other terms or provisions.

2.3 The Customer is not entitled to cancel any order or materially vary any specifications without Hydpower Hydraulics previous consent in writing.

## 3. QUOTATIONS AND PRICES

3.1 Prices quoted by Hydpower Hydraulics are firm for a period of 28 days from the date of quotation.

3.2 Hydpower Hydraulics reserves the right to make any changes necessary to correct errors or allow for increases in the cost of labour, materials, freight, foreign exchange rates, taxes, duty or other levies taking effect prior to the date of delivery.

3.3 Unless otherwise stipulated, the quoted price is exclusive of all taxes and duties, transit insurance and transportation costs and charges of any other kind, for which the Customer will also be liable.

## 4. CREDIT

Hydpower Hydraulics reserves the right to withdraw credit at any time and substitute cash with order or cash on delivery or any other terms. Hydpower Hydraulics may refuse to proceed with any Contract at any time if the Customer's credit is/or becomes unsatisfactory to Hydpower Hydraulics.

## 5. DESCRIPTION

5.1 Hydpower Hydraulics catalogues, price lists and quotations do not constitute offers. Any description of Products given by Hydpower Hydraulics is for identification purposes only and does not constitute the Contract of sale by description.

5.2 All drawings, designs, specifications and particulars of weight, dimensions and any figures or statements as to the performance of the Products issued by Hydpower Hydraulics are intended merely to describe the Products generally and are not to be regarded as warranty, representation or contractual term unless expressly agreed by Hydpower Hydraulics in writing.

## 6. TITLE AND RISK

6.1 Notwithstanding any arrangements made for the transportation of the Products to the Customer's nominated destination, all Products sold are at the risk of the Customer from the time the Products leave Hydpower Hydraulics premises.

6.2 Regardless of the point at which risk in the Products passes to the Customer, Products remain the property of the Company as legal and equitable owner and no property in or title to any Products supplied with pass to the Customer until payment has been made (and all cheques and other negotiable instruments have been cleared) for all Products supplied by Hydpower Hydraulics to the Customer. Pending legal and beneficial ownership of the Products passing to the Customer, the Customer must: - 1. Keep the Products in good condition; 2. keep the Products fully insured to their full replacement value against all risks; 3. not encumber the Products in any way; and iv. hold and keep the Products separately from other property in the possession of the Customer in a manner which enables the products to be easily identifiable as Products supplied by Hydpower Hydraulics.

6.3 Failure to make any payment to Hydpower Hydraulics by the due date will, without prejudice to any other available remedies, entitle Hydpower Hydraulics to repossess the Products from any premises where they may be situated. For the purpose of repossessing the Products, the customer hereby grants and irrevocable licence to Hydpower Hydraulics, its employees or agents, to enter upon such premises as Hydpower Hydraulics reasonable suspects the Products may be located, using such reasonable force as is necessary and the Customer will indemnify the Company from and against any liability to any third party in respect of any such damage and from and against all actions, proceedings, claims, demands, costs, damages and expenses howsoever arising.

6.4 Hydpower Hydraulics will be entitled to bring an action against the Customer for the price of the Products in the event of non-payment by the Customer by the due date as if the property in the Products had already passed to the Customer and will also have the right by notice in writing to the Customer at any time after the agreed delivery date to pass the property in the Products to the Customer as from the date of such notice.

## 7. CLAIMS

7.1 Return of Products will not be accepted unless: - 1. Hydpower Hydraulics has received a substantiated written claim within 14 days from the date of delivery; 2. Prior authorisation has been given by the Company; 3. On return, the Products are accompanied by appropriate documentation which stipulates the invoice number, the Customer name and address and the reasons for return; iv. The Products are faulty by reason only that the quality of materials used for the construction of the Products or the manufacturing process was defective.

For comprehensive details please see our website for details.







contact the **HYDPOWER** team today

**P:** 1300 730 198 | (03) 5975 0885

**E:** [sales@hydpower.com.au](mailto:sales@hydpower.com.au)

**W:** [hydraulicfittings.com.au](http://hydraulicfittings.com.au)

**A:** 2/9 Fuji Cres, Mornington, Vic, 3931